




JUST GENERATION.CA

Hunger is **not** a game



The Primate's World Relief and Development Fund

THE ANGLICAN CHURCH OF CANADA



Introduction

In the fall of 2013 The Primate's World Relief and Development Fund launched the Fred Says Food Security Campaign. The campaign will run for three years and the goal is to educate Canadians about food security and the work being done by PWRDF partners internationally and in Canada. PWRDF's spokesperson, Archbishop Fred Hiltz (the Fred in Fred Says), states very clearly: "It all starts with food."

Pop culture became the entry point in creating a resource that will engage young people with this issue.

Most young people know about the Hunger Games (some older people too!). They've read the books, watched the movies and may have taken the online quizzes to find out which character they are.

This resource encourages people to watch the Hunger Games movie together and reflect on the messages that the movie contains about food. This resource is divided into six sessions. In each session you will watch a scene from the movie, have a discussion, participate in an activity, and learn about PWRDF and the work partners are doing around food.

When you have finished the movie your group may want to hold a Hunger Games themed Eucharist. Rev. Monique Stone has prepared one that she led in the Diocese of Ottawa. Rev. Stone's worship bulletin is available at the end of this resource. We encourage you to open this Eucharist to your entire church community. Any donations

received at the offering can be sent to PWRDF to help support the Fredism* of your youth group's choosing.

To run this program you will need to purchase or rent a copy of the Hunger Games movie and you will need to ensure that your church has the appropriate copyright license to view the movie with a group of people. You will also need a computer that is connected to the internet and if your group is large, a PowerPoint projector.

This movie is rated 14A. If your group includes youth ages 13 and under, please check your church's policy on showing films to younger youth group members.

We hope your youth group enjoys this resource as they learn together about the basic importance of food in our world.

We would love to know if you are planning to use this resource and if it was helpful/if you see areas for improvement. Please feel free to send feedback to: youth@justgeneration.ca.

“Hope is the only thing stronger than fear”

—Hunger Games

SESSION 1:

Watch the Movie



From the beginning to the 25 minute mark

Ask everyone to watch this section of the movie with an eye for references to food. Set up graffiti boards and markers for the youth to note/draw/doodle the references to food they see in this clip. You will have a chance to discuss these later.

Key moments from this part of the film:

- Treaty of Treason – part of their history, something that knits them together
- Reaping Day – tributes from each district are chosen to participate in the Hunger Games
- Katniss goes hunting in the forest. A place of calm for her.
- Katniss and Gale break bread together. The glee expressed at fresh bread.
- Gale's name is in 42 times.
- Katniss gives the Mockingjay pin to Prim. "As long as you have it, nothing bad will happen". A blessing for her sister becomes a blessing for herself.
- Primrose Everdeen is called for the girls. Katniss volunteers to take her place.
- Peeta Mellark is called for the boys.
- Katniss says goodbye to Prim, her mom and Gale.
- Effie tells them they are in for a "treat".

- Plenty of food on the train.
- Katniss remembers Peeta. She was starving and he was feeding bread to the pigs.
- Haymitch is their mentor. He drinks and seems useless to them.

Questions for Discussion

- What is the history behind the Hunger Games?
- In Panem, what is the Reaping Day? How is the verb “to reap” used in other contexts? (to cut or gather – a crop or harvest)
- Why is it forbidden for Katniss to go into the forest? What does she do there?
- Gale brings some food for Katniss. What is it? From a religious perspective what is significant about this interaction?
- Why is Gale’s name in 42 times for the Reaping?
- What is the skill that gives Katniss an edge in the games?
- Why is Effie in District 12? Where does she come from? What is different about her?
- Effie says Katniss and Peeta are in for a “treat”. What is the irony in that statement?
- What does District 12 hunger for?

Graffiti Boards

Take a look at the graffiti board that your group has created. Ask the group to talk about the food references that they noticed in this section of the movie. Here is a list of some of the references:

Katniss hunts in the forest, Reaping Day, escape to the woods – cutting out of their tongues (we need our tongues to speak, but also to taste), Gale sharing bread with Katniss, Gale putting his name in (42

times) to get food from the Capitol to feed his family, they rebelled against the country that “fed” them, Katniss tells Prim “don’t take any extra food from them”, Katniss knows how to hunt, Katniss begs Gale “don’t let them starve”, Effie says Katniss and Peeta are “in for a treat”, the train has crystal chandeliers (emphasizing their decadence), plenty of food for them on the train, Katniss remembering Peeta feeding the bread to the pigs when she is starving.

Activities: Hunger Games Pictionary and Character Test

Pictionary

- Supplies needed: markers, flip chart paper or white board

Put the following words on small pieces of paper:

Primrose, mockingjay, reaping, bow and arrow, bread, Effie, Capitol, crystal chandeliers, Hunger Games. Feel free to add more as desired.

Have one person come up to the flip chart or white board, select a word and draw it (without using words, letters or numbers) for the group. The group will guess the word.

Hunger Games test

What character are you? <http://www.buzzfeed.com/kimberleydadds/which-hunger-games-character-are-you>

This is a fun way to get to know the different members of your group. Depending on the size of your group, you may want them to take the test individually (if they have smart phones or tablets) and discuss who connects to which character in the movie. If you have enough time you could have each person do the test on the main computer and talk about the results.



Connecting to PWRDF

Check out www.fredsays.ca. Who is Fred? What is he talking about? What is a “Fredism”? Why is PWRDF engaging Canadians in a food campaign? Can you see any connections between the work PWRDF does around the world and what is going on in Panem?

SESSION 2:

Watch the Movie




Watch the movie from 26 minutes to 51 minutes
(26 minutes total)

Ask everyone to watch this section of the movie with an eye for references to food. Set up graffiti boards for the youth to note and share the references to food they see in this clip. You will have a chance to discuss these later.

Key moments from this part of the film:

- Katniss watches the previous games. The “moment” a tribute becomes a victor.
- Breakfast on the train. Life saving advice from Haymitch “get people to like you”.
- First glimpse of the Capitol, crowds at the train station.
- Interesting mix of tributes; you can never ignore a volunteer.
- Characteristics of each district – fisheries, mining, etc.
- Welcome from the President, salute to the tributes for their courage and sacrifice.
- Katniss and Peeta stay in the penthouse suite.
- Katniss finds the hologram window and finds solace in the woods.
- Learning exposure skills – dehydration can kill you as easily as a knife.
- Meets Rue, discovers her cleverness when she steals the knife.
- District 1, 2 and 4 always send trained volunteers known as “Careers”. Their sole purpose is to train for the games. They



are lethal and win it almost every year.

- Katniss remembers Peeta throwing the bread to the pigs when she was starving.
- They go to training. Peeta learns camouflage.
- They show their strengths to the judges. Katniss misses her target. The judges stop paying attention. She makes the bullseye the second time. She targets the apple in the pig's mouth to catch their attention.
- Tributes are rated. Peeta scores an 8 and Katniss scores an 11. She is the Girl on Fire.

Questions for discussion

- In the introduction of the tributes we see the characteristics of each district represented. What do we learn about how the districts are organized? What is the characteristic of District 12?
- What districts send trained volunteer tributes to the Games every year? How are those districts different than District 12 and some of the other districts?
- We see two images of pigs in this video clip. What are they? How are they different? What do the pigs symbolize?

Graffiti Boards

- Take a look at the graffiti board that your group has created. Ask the group to talk about the food references that they noticed in this section of the movie. Here is a list of some of the references:
- Breakfast on the train, "clean up before dinner", memories of Peeta throwing bread to the pigs, Katniss declaring "I'm not

hungry”, “those people are looking at you like you are a meal”, Peeta used to decorate cakes at the bakery, Katniss targets the apple to get the judges’ attention.

Activity

See Appendix A – Hunger Games workshop, adapted from the United Church of Canada’s Mandate Magazine. Feel free to adapt this exercise as time permits.

Connecting to PWRDF

Go to www.fredsays.ca/fredism/some-like-it-hot and learn about the Fredism “Some Like it Hot”. Read the excerpt and watch the video together. If the children in this video lived in Panem, what district would they come from and why?

SESSION 3:

Watch the Movie



Watch the movie from 52 minutes to 68 minutes (17 minutes total).

Ask everyone to watch this section of the movie with an eye for references to food. Set up graffiti boards for the youth to note and share the references to food they see in this clip. You will have a chance to discuss these later.

Key moments from this part of the film:

- Conversation between Gamemaker and President. Why have a winner? Hope is the only thing stronger than fear. A little hope is effective, a lot is dangerous. They need to contain the hope.
- Peeta decides to train on his own.
- Cinna gets Katniss ready for the interview. Just be yourself.
- She is asked about her sister. Katniss told Prim that she would try to win for her.
- Peeta talks about his crush on Katniss. Peeta has made Katniss look desirable.
- Sponsors will save their lives.
- Peeta and Katniss talk late at night. "Don't want them to change me, turn me into something that I'm not, not just another piece in their game. They don't own me. If I'm going to die, I want to die, me." Katniss, "I can't afford to think like that. I have my sister."

- Game day. Don't be tempted by the cornucopia, find water, water is your friend.
- Cinna puts the Mockingjay pin on her. Says he'd bet on her to win.

Questions for discussion

- The President says that "hope is the only thing stronger than fear". Why is he worried about too much hope?
- What is a cornucopia? What does it represent in the Hunger Games? Who gets most access to the Cornucopia?
- We know that food is important for survival. Katniss needs to shift her focus to another important substance to survive. What is it?
- Cinna is very different from the other people we have met from the Capitol. How is he different and why is he significant to Katniss?


Graffiti Boards

Take a look at the graffiti board that your group has created. Ask the group to talk about the food references that they noticed in this section of the movie. Here is a list of some of the references:

"We should have some chocolate covered strawberries", Cornucopia, need to find water.

Activity

- Supplies: Print off the sheets for this matching game. http://gallery.mailchimp.com/c27bdf1f767daab19cbd4a4fa/files/Table_Matching_Game.pdf.



Put all of the sheets face down on a large table or on the floor and have the group turn them over to find the matches between the Biblical story and the Hunger Games story.

Connecting to PWRDF

Katniss is told to “Find water. Water is your friend.”

Check out www.justgeneration.ca/resources/national-youth-project/ to learn more about Water in Indigenous communities in Canada. There are many resources available on this page, but make sure to download the “Right to Water” PowerPoint presentation. Find out how PWRDF and young Anglicans and Lutherans are working together on this project. What is the goal of this project?

SESSION 4:

Watch the Movie




Watch the movie from 69 minutes to 95 minutes
(27 minutes total)

Warning to the group – this section is violent.

Ask everyone to watch this section of the movie with an eye for references to food. Set up graffiti boards for the youth to note and share the references to food they see in this clip. You will have a chance to discuss these later.

Key moments from this part of the film:

- Cornucopia of goods.
- Contrast of people watching the games – the excitement of the Capitol and the trepidation of the Districts. Katniss's family watching, Gale is in the woods.
- Katniss resists the temptation of the cornucopia, grabs a knapsack and runs into the woods.
- Katniss checks out the contents of the bag – rope, an empty water bottle, a rain jacket, a slinky and some matches.
- The cannon sounds to inform the surviving tributes that 12 have died.
- Katniss watches the butterfly flutter away.
- She searches for water, sets up a snare, cooks her catch. Climbs a tree and ties herself in. Finds a camera in the tree. Sees the list of fallen tributes and notes that Peeta is ok.
- Fire draws the Careers to another tribute. They kill her. Katniss realizes Peeta has made an alliance with the Careers.



They say they should kill Peeta, but one replies “he’s their best chance of finding her”.

- Katniss journeys to the edge of the grounds. The Gamemaker turns her around using fire. Her leg is badly burned.
- The other tributes find her and she climbs up a tree. They can’t climb after her. They decide to wait until morning.
- Haymitch finds sponsors to send Katniss medicine for the burn. “Apply generously and stay alive”.
- In the morning Rue points out the trackerjacker nest. Katniss cuts it down. It falls on the other tributes. Katniss is also stung. In her hallucination Peeta tells her to run. In her hallucination she remembers her father and the coal mine explosion that took his life and triggered her mother’s depression.
- Katniss wakes. Rue has taken care of her, covering her in healing plants to help with the poison of the trackerjacks.
- Rue and Katniss eat together. Rue tells her of the supplies piled up by the lake. They make a plan to destroy the supplies.
- The two create a signal so they know they are each ok. The mockingjays echo their songs.
- “See you for supper”.
- Smoke drives the other tributes away from their pyramid of goods except the one who was left to guard. The redheaded tribute has figured out the landmine traps, gets in and out and takes some goods without notice. Katniss shoots at the apples. They roll out and hit the landmines blowing up all the supplies. Cato and his crew return. The guard is killed.
- Katniss returns to find Rue. She notices that one fire hasn’t been started. Finds Rue caught in a net trap. Katniss frees Rue only to have her shot by a tribute with an arrow. Katniss kills

that tribute, but it is clear that Rue is going to die. Rue asks if Katniss was able to blow up all the food. Katniss sings to her and she dies. Katniss weeps. She collects flowers to build Rue a grave. She gives the three finger salute to honour her friend.

- In district 11 we see the beginning of an uprising.

Questions for Discussion

- What does the cornucopia symbolize in this scene? Why is it hard to resist? Why must Katniss resist being drawn there?
- Where does Katniss go when the game begins? Can you see any symbolism in her being drawn to the woods?
- When Katniss is burned by the fire Haymitch finds sponsors to get her the medicine she needs to heal. Can you think of situations in the world where people don't have simple medicines to help them survive?
- What do we learn about Katniss through her hallucination?
- What does the pile of supplies by the lake symbolize? Why do Katniss and Rue want to destroy them?
- Katniss and Rue have developed a strong friendship, but beyond that, why does Rue tell Katniss she has to win?
- Who is Katniss coming to represent to people from the outlying districts (those most removed from the Capitol)?
- Katniss weeps at the death of her friend Rue. Read the story of Lazarus (John 11:1-37) together. Katniss and Jesus both grieve the loss of their friends. In what other ways are Katniss and Jesus similar?
- What do these events lead to in District 11? How are Katniss's actions affecting people outside of the games?

Graffiti Boards

Take a look at the graffiti board that your group has created. Ask the group to talk about the food references that they noticed in this section of the movie. Here is a list of some of the references:

Cornucopia of goods (some food), empty water bottle, finding water, setting up a snare, finding food, “wait her out, gotta come down at some point, either that or starve to death”, healing plants, sharing food with Rue, “see you for supper”, Redheaded tribute sneaks past the mines to get to the food, Katniss shoots at the apples, “did you blow up the food?”

Activity

- Supplies – ball of yarn or string

Have the group stand in a circle in an empty part of the room. Ask the group to think of one thing that they do to keep themselves healthy. The leader can model this activity for the group by saying their contribution; an example would be “eating healthy food”. After saying their piece they will hold the end of the yarn/string in one hand and throw the ball with their other hand to another person in the group. That person will repeat the action (with their input of healthy living) and throw the ball to another group member. Continue until everyone has participated. When complete place this “web” on the floor in the middle of the group.

Around the world many lives are saved by a simple tool – a mosquito net. While mosquitoes in North America can be irritating, they rarely lead to death. In many parts of the world mosquitoes carry malaria. If you are bitten by a mosquito that carries malaria,

you could contract the disease. This disease, left untreated, can lead to death.

Many in this world die of disease that can be prevented by simple medicines or inoculations. In session 4, we saw Katniss survive due to medicine that was sent by Haymitch and sponsors. Without that medicine she probably wouldn't have survived. She would have become a very easy target for the Careers.

In this activity we created a web or a "net". PWRDF provides mosquito nets for many vulnerable people in this world. The simple act of sleeping under these nets helps save lives.

To read up on one of PWRDF's mosquito net stories check out this link <http://pwrdf.org/2013/vancouver-children-raise-the-nets/>.


Connecting to PWRDF

In the Hunger Games we see Katniss (a young person) making a huge difference in the lives of many. PWRDF works with partners around the world to make a difference. Take a look at this blog post written by a PWRDF Youth Council member who visited CoCoSI, a PWRDF youth partner in early 2014, <http://www.justgeneration.ca/2014/young-leaders-thrive-amidst-opposition/>.

Do you see any connections between these young people and Katniss? If so, what?

How can you make a difference in the lives of people in this world?

To learn about why PWRDF was created as a relief agency, have the group watch PWRDF Images <http://www.youtube.com/watch?v=vxZx84zD1cg>. What did you learn about the birth of



PWRDF? What is similar about this event and what has happened in Katniss's life (and in the lives of people in District 12)?

SESSION 5:

Watch the Movie



Watch the movie from 96 minutes to 115 minutes
(20 minutes total)

Ask everyone to watch this section of the movie with an eye for references to food. Set up graffiti boards for the youth to note and share the references to food they see in this clip. You will have a chance to discuss these later.

Key moments from this part of the film:

- Haymitch tries to convince the Gamemaker to give the people something to root for. “Young love”.
- President acknowledges the underdogs of Districts 10, 11, 12. If you could see them, you wouldn’t root for them either.
- A special announcement is made that two victors can be crowned if they come from the same district.
- Katniss searches for Peeta. She finds him in camouflage by the lake. He has been wounded by a sword. She refuses to leave him. Haymitch sends soup for them to eat.
- Katniss and Peeta remember the time that Peeta gave her bread when she was starving.

Questions for discussion

- Who are the outlying Districts of our world? Where does PWRDF work?
- Read Matthew 25:35-40 together. What in this passage reminds you of what we have seen in this video clip?

- How does Katniss model how we are supposed to live in this world?

Graffiti Boards

Take a look at the graffiti board that your group has created. Ask the group to talk about the food references that they noticed in this section of the movie. Here is a list of some of the references:

Soup sent by sponsors, Peeta giving Katniss bread when she was starving

Activity: Great Game of Power

- Supplies – 4 chairs, 1 bottle of water

You will find an adaptation of Augusto Boal's Great Game of Power at this link <https://www.utexas.edu/cofa/dbi/content/great-game-power>. The instructions encourage you to make the connection with the piece of work you are studying. Be sure to ask questions about the Hunger Games and which chairs in the scenarios presented might be Katniss, District 11 or 12, the Capitol, the Gamemaker, the President, etc.

Connecting to PWRDF

Take a look at <http://fredsays.ca/fredism/have-you-eaten-today>. Read the story and watch the video as a group. PWRDF works with people so that they can have the basic food that they need to survive.

Peeta is wounded and needs help. What does Haymitch send to Peeta? How is this similar to the story of Sifa Naru?

SESSION 6:

Watch the Movie




Watch the movie from 116 to the end (21 minutes)
Warning to the youth group – this section is violent.

Ask everyone to watch this section of the movie with an eye for references to food. Set up graffiti boards for the youth to note and share the references to food they see in this clip. You will have a chance to discuss these later.

Key moments from this part of the film:

- Feast at the Cornucopia. They will have something that each of them needs. They will be generous hosts.
- Female tribute from District 2 admits to killing Rue. Thresh from District 11 kills the tribute and spares Katniss, “just this time 12, for Rue”.
- Katniss brings the package to Peeta. She applies the medicine.
- In the morning she announces “we could go home”. They are hopeful that they can win the game.
- They go to hunt for food. Peeta picks some berries that Katniss recognizes as nightlock – they are lethal. Redhead is dead from eating them. They save some for Cato.
- Male tribute from District 11 is dead. The muttations chase them to the cornucopia.
- Fight between Cato, Peeta and Katniss. Katniss holds her arrow targeted on Cato while he has Peeta cornered. Cato



declares “Shoot, we’ll both go down and you’d win. I’m dead anyway. I always was anyhow. That’s what they want, right? One more kill, the only thing I know how to do, bring pride to my District. Not that it matters anyhow”.

- Katniss is able to hit Cato without injuring Peeta. Cato goes over the side of the cornucopia and is killed by the muttations.
- A rule change is announced. Now there can be only one victor.
- They decide to take the nightlock together. They are stopped and both declared the winners of the 74th annual Hunger Games.
- The Capitol won’t be happy with them as they “showed them up”. The Gamemaker is forced to eat nightlock.
- They saved each other.
- The Mockingjay pin is from their district. They must be proud of her.
- Return to their district – to her sister, her mom, and Gale.
- The President is unhappy.

Questions for discussion

- What does Cato’s last declaration tell us about power and how the Capitol has organized the Districts?
- Why do Katniss and Peeta decide to eat the nightlock together? What does this action symbolize?
- Food is nourishing and needed for survival, yet many of us don’t know much about where our food comes from . . . Why did Katniss know about the lethal properties of nightlock?
- How much do you feel you know about the food you eat? What did you have for lunch? For dinner? Do you know where that food was grown? How it was grown? Harvested? What it took to get that food to your table?

Graffiti Boards

Take a look at the graffiti board that your group has created. Ask the group to talk about the food references that they noticed in this section of the movie. Here is a list of some of the references:

Feast at the Cornucopia, generous hosts, hunting for food, nightlock berries

Activity

Where does your food come from?

<http://www.theguardian.com/global-development/interactive/2013/jun/07/food-game-what-do-you-know>

Connecting to PWRDF

PWRDF and CLWR (Canadian Lutheran World Relief) collaborated on this video for their Joint Assembly in 2013. It interviews two young adults about how they live out their faith in this world. Watch this video together as a group. It can be found at this link www.youtube.com/watch?v=TnPGKWMWxFO&list=UUoQP475xxXQAYzjoXtC0yKA.

What struck you about this video?

We never hear Katniss talk about faith in the movie, but she is someone who stands up against injustice in the world. What have you learned through using this resource about injustice in this world?

How do you live out your faith in this world? What role does your faith play in your social justice activities?

Follow up activity

We encourage you to do some sort of activity with your group that brings what they have learned in this program to your larger community. We also encourage you to hold a fundraiser to help support the Fred Says campaign.

Some ideas include –

- Fundraising for one of the “Fredisms”.
- Chili dinner to raise money for “It’s Good to be full of Beans”.
- Hunger Games Eucharist – Rev. Monique Stone at the parish of Huntley has prepared this Eucharist. She held a Hunger Games Eucharist for the Diocese of Ottawa. You will find the liturgy at this link: http://gallery.mailchimp.com/c27bdf1f767daab19cbd4a4fa/files/Hunger_Games_FINAL.pdf.
- Sell Fred Says t-shirts (money raised from the sales goes to the Fred Says campaign).
- Use the PWRDF Off the Grid: Just Food! resource to plan a weekend event or Lent series.
- Other fabulous ideas your group will come up with!

Whatever you do please contact us at youth@justgeneration.ca. We can advertise your event on our website. We would love to have pictures and stories from your event, you might encourage another group to do something similar!!!

This resource was compiled and written by Sheilagh McGlynn, justgeneration.ca Facilitator with the help of PWRDF’s Youth

Council. We would like to extend a big thank you to Rev. Monique Stone and the Parish of Huntley for their inspiration and contribution to this project.

Appendix A

Activity

From “The Hunger Games” by Rusa Jeremic in Mandate, November 2012, adapted with permission of The United Church of Canada

Materials

a big ball of rope or several skeins of bulky yarn
district descriptions (at the end of these instructions)

This workshop can be adapted to use with smaller or larger groups. An ideal number of participants is 15. If you have fewer participants, have only one person stand in the centre. You can also have fewer districts, but make sure to include districts 1, 2, 4, 6, 8, 11, and 12 so that there is a good variety.

ACTIVITY (50 minutes)

Note: You are required to maintain the same formation for almost the entire length of the workshop. You may want to have some chairs handy or locate yourselves in a comfortable room where you can sit on the floor.

1. Take the rope and create a circle big enough for one to three people to hold as they stand inside it. (If there is only one person, place the circle on the floor and have the person stand inside it).
2. Cut another 12 pieces of rope in varying lengths from short to long. No two should be the same length. Hand them out randomly.

3. Have each person take his or her piece of rope and tie it to the centre circle. Holding the other end of the rope, they walk out as far as they can. Have people spread around the circle with more or less the same amount of space between them. It doesn't matter how you order the people holding the ropes as long as they are equally spaced around the entire circle and everyone can see everybody else.
4. Have people discuss the image they have created.
 - Where is the power? How is the power maintained? What type of power structure is this?
5. Give each person a description of a district to read out loud (see below). Give the person holding the shortest rope District 1, the next shortest rope District 2, etc. Give the person holding the longest, farthest rope District 12.
6. Go in numerical order and have each person read his or her district description aloud. End with the people in the middle describing life in the Capitol. While staying in the same configuration, ask people if reading the descriptions brings up any more ideas on this power configuration.
 - Why does the Capitol have all the power? How does it maintain its power?
 - Why is it important that the districts with more power are closer to the Capitol?
 - Using the visual image we have created, how does communication happen? How does isolation happen? Whom are the districts connected to?
8. Discuss daily life in the Capitol.
 - What is it like to live a life of excess?

Discuss what daily life is like in the districts.

- Is it a life of survival? What do we know about how people live in District 12? What did Katniss spend most of her time doing?
 - What about in District 11, a district with plenty of food, yet people are starving?
9. Explain that Panem may be seen as a system that is unjust and unfair. People live in squalid and desperate conditions, so they are forced to give up their children's lives to the Hunger Games in order to survive. People feel like they have control over their own lives, but they really don't. They are kept separate from one another, as power and communication flows to the centre and back out. Those closest to the centre have the deepest connection and relationship to the core. Everyone is distracted by the televised Hunger Games.
10. Discuss:
- Can you see ways in which today's world is similar to Panem?
 - We are challenged to see today's globalization- an unjust system that exploits a large number of people to benefit a few. What does our global system look like? How does it show itself in our world? Who benefits? Who is exploited? Where do we locate ourselves? Who is at the centre?
 - In our world today, who are the people in the different districts? What are our Hunger Games or the things that distract us?
11. Hope! Take the remaining rope and connect the districts to one another on the other rim.
- What happens when the districts begin to communicate and help one another? Who has the power then? Who

has had the power all along? Is it a popular choice? Is it a dangerous choice? What happens when you try to shift the balance of power?

12. Discuss:

- How can we create connecting spokes in our world? How can we act in solidarity?

THE DISTRICTS

DISTRICT 1: LUXURY

We live closest to the Capitol. Our communication flows freely, and we are often rewarded for our loyalty.

We produce many luxury items for the Capitol, including jewels.

We demonstrate our loyalty by training all year long for the Hunger Games. We take great pride in participating in the Capitol's games because we know that it benefits us to do so.

DISTRICT 2: MASONRY

We are very close to the Capitol. We house their secret army and produce ammunition and weapons for them.


We know that they rely on us to maintain their force over all the other districts. This gives us special privileges.

We train for the Hunger Games all year long.

DISTRICT 3: TECHNOLOGY

We produce electronics. We are engineers who spend a lot of our time in factories creating tools to entertain those in the Capitol.

These gadgets are so expensive; we can only look at them as they leave our district.



The Capitol likes to encourage us to create more gadgets for them, so they give us incentives.

DISTRICT 4: FISHING

We in District 4 are fishers. We have big boats that we use to fish the endless sea. In our district the fish are plentiful, so we are well fed and healthy.

Because we are close to the Capitol, we have developed a special relationship with them. We spend a lot of our time training to participate in the Hunger Games and win even more favour from the Capitol.

DISTRICT 5: POWER

In District 5 we are responsible for power. When the Capitol realized that we had big rivers, they moved our people off the land and built huge hydroelectric dams. The rivers stopped flowing, the fish died and disease came. Many of us died. Those who survived now live in tents in makeshift cities near the dams.

All the electricity generated flows to the Capitol. We live in darkness.

DISTRICT 6: TRANSPORTATION

We build shiny cars and design roads for the Capitol, but we are not allowed to go to the Capitol.

People travel from the Capitol to drive the cars back. We travel to the automotive factories by foot.

DISTRICT 7: LUMBER

In District 7 we have some of Panem's most beautiful forests, but we cut them down and process them in mills. The lumber is shipped

to the Capitol and made into furniture, and the paper is used for decoration.

We alerted the Capitol to the depletion of the forest, but they didn't care. Our forests are becoming bare and dry. The soil is hard and nothing wants to grow there.

DISTRICT 8: TEXTILES

We produce textiles. Sweatshops cover the district.

We make outfits for the Capitol, but most of our time is spent making the uniforms of the "Peacekeepers".

Everyone, including children, is expected to work in the sweatshops. We work long hours with few breaks. The toxic chemicals make us sick, but we are not allowed to take any time off. We rise at dawn and work at the factories until sunset.

DISTRICT 9: GRAIN

In District 9 we grow grain.

We have many factories in District 9; we mill flour, bake bread, and make beer with all the grain we produce.

Any leftover grain is left in silos to rot and we go hungry.

DISTRICT 10: LIVESTOCK

We raise cattle on the greenest pastures ever seen. Half of us work in slaughterhouses cutting and packaging the meat for the Capitol. We live in squalid conditions.

Though there is a bounty of meat, we are forbidden to eat it. If you are caught stealing the leftover scraps at the slaughterhouse, you are punished severely.

DISTRICT 11: AGRICULTURE

We produce agricultural products for the Capitol. There is a lot of food produced in our district. Children and adults work in the fields harvesting the bounty.

We live in small shacks. We are surrounded by food that we are not allowed to eat.

DISTRICT 12: MINING


We are the farthest from the Capitol. We produce coal to heat the Capitol homes. No one pays attention to us.

Because we are poor, we will do whatever we can to feed our families. Many miners have lost their lives in the dangerous conditions in the mines. It feels like our lives are disposable. They control us with an electric fence that surrounds our city's perimeter. Mostly, we are just trying to survive.

CAPITOL

In the Capitol, we have it pretty good. We get to eat whatever we want, whenever we want. If we eat too much, we just throw up and start again.

We can buy whatever we want. It's all ours for the taking! We don't know much about what is going on in the districts, Life is a lot easier if you just accept what people tell you and fend for yourself. We love the Hunger Games! It's so much fun and takes up our time talking about each episode the next day.





JUST GENERATION.CA



**THE PRIMATE'S WORLD RELIEF
AND DEVELOPMENT FUND**

THE ANGLICAN CHURCH OF CANADA

80 Hayden Street, Toronto, Ontario M4Y 3G2

Phone: 416-924-9192 or 1-866-308-7973

Fax: 416-924-3483

Website: justgeneration.ca

Email: youth@pwrdf.org

Sept 2014